

Auto Kerato-Refractometer Auto Refractometer

KR-800 / RM-800



KR-800 / RM-800

Premium value based upon
60 Years' experience



The KR-800 & RM-800 Auto Kerato/Refractometers incorporate the very latest in design technology & ergonomics. The units feature a bright, 8.5 inch color touchscreen panel to control the main functions and an improved joystick operation due to a 23% reduction in weight from the previous models. Topcon systems have been renowned for their accuracy due to the proven Rotary Prism Technology. These units feature this technology as well, so you take confidence, that accurate and stable measurements will be the norm. With over 60 years' experience, Topcon is always striving to deliver the very best in terms of instrumentation which always reflects the best in design, functionality & accuracy, allowing our customers to have confidence in their investment.

Features

- » Topcon's Rotary Prism Technology for unparalleled accuracy
- » Simple to use
- » Compact and modern design
- » 8.5-inch LCD touchscreen panel
- » Connectable LAN

Simple to use

Wide 8.5-inch touchscreen control panel

The KR-800/RM-800 is equipped with a wide 8.5 inch color touchscreen panel featuring clear, easy to read icons allowing the operator full control of the unit during the measuring process.

Smooth movements


Topcon's ability to engineer a weight reduction of approximately 23% has contributed to a smoother operation of the unit when using the X-Y control lever. This all contributes to a more fluid measuring process and a more accurate end result.

One touch lock

Both instruments are fitted with a quick and easy to use lock.

Easy load printer

The printer on the units saves you time by eliminating the need to load new printer rolls. You simply drop the new roll in and print.

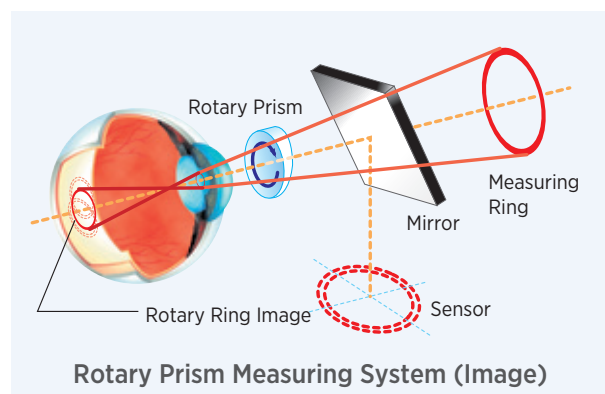


Unique technology & networking ability

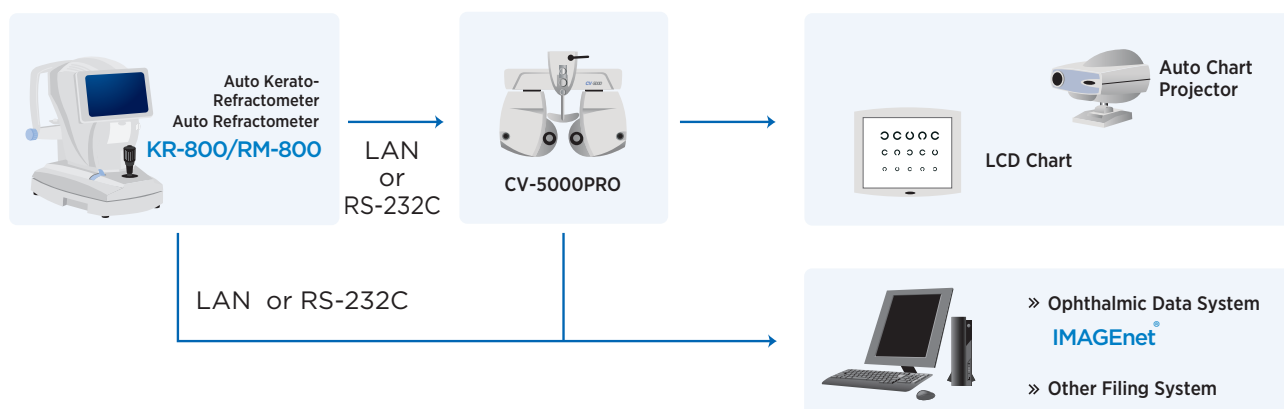
Unparalleled accuracy

The unique* Rotary Prism Technology, exclusive of Topcon, allows for unparalleled precision and reliability. This system measures a wider area of the retina while permitting measurements through pupils as small as 2mm in diameter.

* The off-centered ring target can cover areas that may be occluded by a small pupil.
The angle of the prism enables a wider area of the retina to be measured



System chart

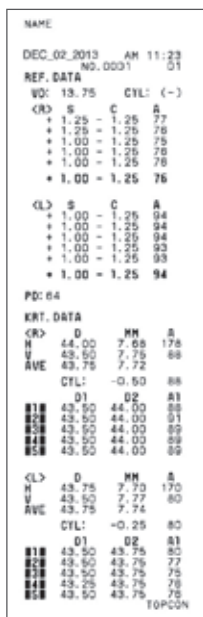


Specifications

	KR-800	RM-800	
Refractive Power Measurement	Spherical refractive power	-25D to +22D (0.12D/0.25D steps) *	
	Cylindrical refractive power	0D to ±10D (0.12D/0.25D steps) *	
	Astigmatic axial angle	0° to 180° (in 1° or 5° steps)	
	Minimal measurable pupil diameter	φ 2 mm	
Corneal Curvature Measurement	Corneal curvature radius	5.00 to 10.00mm (0.01mm step)	-
	Corneal refractive power	67.50D to 33.75D (0.12D/0.25D steps) (where, corneal refractive power = 1.3375)	-
	Corneal astigmatic refractive power	0D to ±10D (0.12D/0.25 D steps)	-
	Corneal astigmatic axial angle	0° to 180° (1°/ 5° steps)	-
PD Measurement Range	20mm to 85mm (0.5mm step)		
Data Transport Terminal	USB (import) /RS-232C (Export) / LAN (Export)		
Dimensions	317-341mm (W) × 521-538mm (D) × 447-477 mm (H)		
Weight	15 kg		
Power Supply	100-240V AC, 50-60Hz, 30-70VA		

*-25D ≦ spherical refractive power + cylindrical refractive power or spherical refractive power + cylindrical refractive power ≦ +22D

Printed data



A complete printout of the acquired data is available at the touch of a button.

The operator can choose among three print data formats:

- 1. ALL:** Prints out all measurements (up to 10 readings per eye);
- 2. AVE:** Prints out an averaged value for all measurements;
- 3. CLASSIC:** Outputs data of all (up to 10) measurements for both eyes and the results of 1 measurement and the average measured value of horizontal and vertical corneal curvature for both eyes.



The general addition and estimated near PD value can be printed out.



IMPORTANT

Subject to change in design and/or specifications without advanced notice.

In order to obtain the best results with this instrument, please be sure to review all user instructions prior to operation.

Topcon Europe Medical B.V.
Essebaan 11; 2908 LJ Capelle a/d IJssel; P.O. Box 145;
2900 AC Capelle a/d IJssel; The Netherlands
Phone: +31-(0)10-4585077; Fax: +31-(0)10-4585045
E-mail: medical@topcon.eu; www.topcon-medical.eu

Topcon Danmark
Præstemarksvej 25; 4000 Roskilde, Danmark
Phone: +45-46-327500; Fax: +45-46-327555
E-mail: info@topcon.dk
www.topcon.dk

Topcon Scandinavia A.B.
Neogatan 2; P.O. Box 25; 43151 Mölndal, Sweden
Phone: +46-(0)31-7109200; Fax: +46-(0)31-7109249
E-mail: medical@topcon.se; www.topcon.se

Topcon España S.A.
HEAD OFFICE; Frederic Mompou, 4;
08960 Sant Just Desvern; Barcelona, Spain
Phone: +34-93-4734057; Fax: +34-93-4733932
E-mail: medica@topcon.es; www.topcon.es

Topcon Italy
Viale dell'Industria 60;
20037 Paderno Dugnano, (MI) Italy
Phone: +39-02-9186671; Fax: +39-02-91081091
E-mail: info@topcon.it; www.topcon.it

Topcon France
BAT A1; 3 route de la révolte, 93206 Saint Denis Cedex
Phone: +33-(0)1-49212323; Fax: +33-(0)1-49212324
E-mail: topcon@topcon.fr; www.topcon-medical.fr

Topcon Deutschland GmbH
Hanns-Martin-Schleyer Strasse 41;
D-47877 Willich, Germany
Phone: (+49) 2154-885-0; Fax: (+49) 2154-885-177
E-mail: info@topcon-medical.de; www.topcon-medical.de

Topcon Polska Sp. z o.o.
ul. Warszawska 23; 42-470 Siewierz; Poland
Phone: +48-(0)32-670-50-45; Fax: +48-(0)32-671-34-05
www.topcon-polska.pl

Topcon (Great Britain) Ltd.
Topcon House; Kennet Side; Bone Lane; Newbury
Berkshire RG14 5PX; United Kingdom
Phone: +44-(0)1635-551120; Fax: +44-(0)1635-551170
E-mail: medical@topcon.co.uk; www.topcon.co.uk

Topcon Ireland
Unit 276, Blanchardstown; Corporate Park 2
Ballycoolin; Dublin 15, Ireland
Phone: +353-18975900; Fax: +353-18293915
E-mail: medical@topcon.ie; www.topcon.ie